

LLB CRG Inelastic instruments at ILL: from IN6 to SHARP then SHARP⁺

S. Rodrigues¹, P. Lavie¹, B. Homatter¹, S. Petit¹, Q. Berrod²,
P. Permingeat¹, T. Robillard¹, F. Legendre¹ and J.-M. Zanotti¹


¹ Laboratoire Léon Brillouin , Saclay, France


² IRIG/SyMMES , Grenoble, France





SHARP: Up and Running !





SHARP (Spectromètre Hybride Alpes Region Parisienne) A LLB CRG "A" at ILL

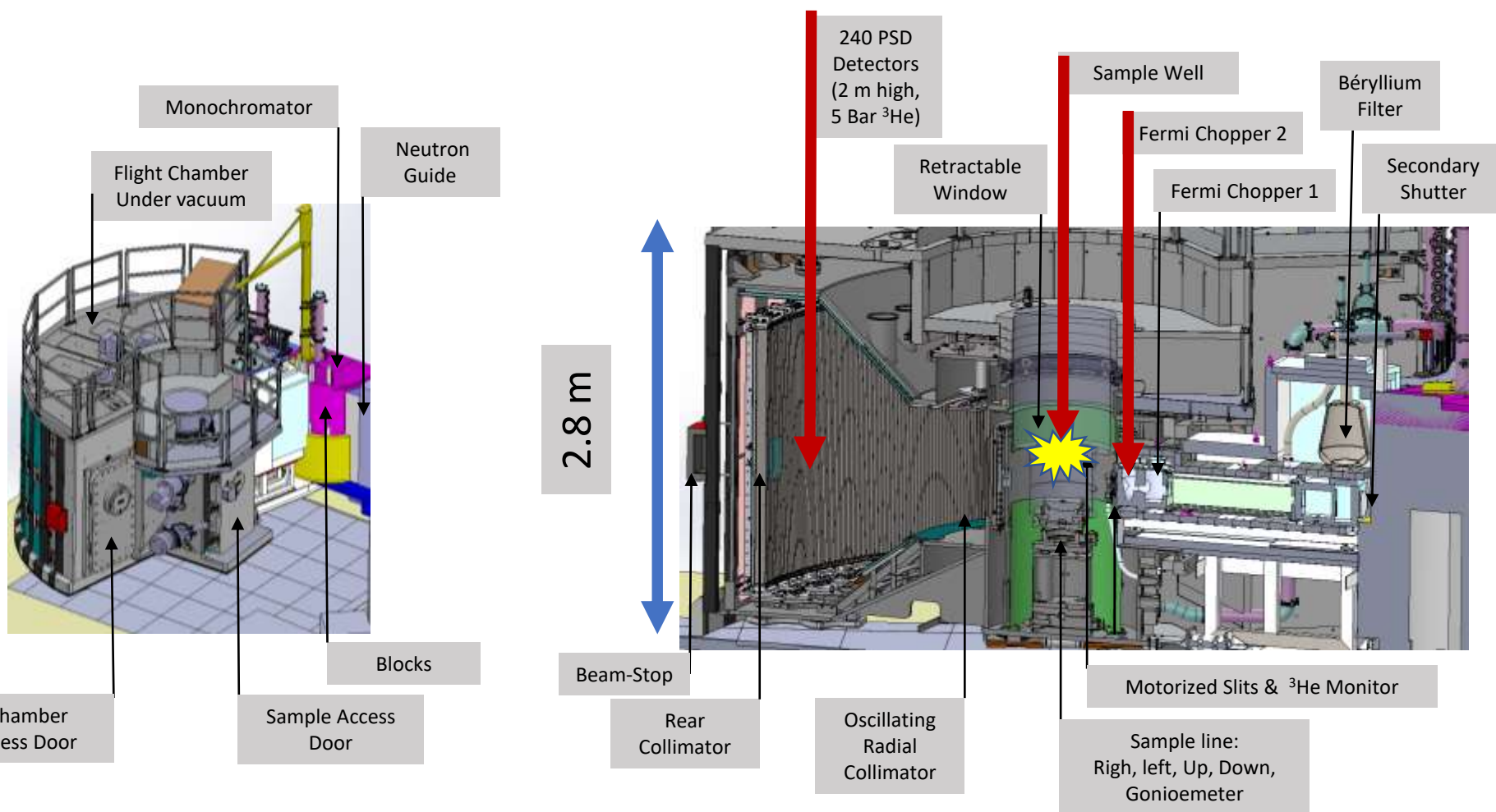
- Cycle 1: January 27 to March 30 : Construction & first neutrons (March 21)
- Cycle 2 : May 11 to July 14 : Commissioning
- Cycle 3: August 24 to Oct. 13 Back to users granted beam time (50% 2FDN /50 %ILL)

NB: First neutrons in less than 5 months from the delivery of the "naked" chamber



Sharp:


A state of the art ToF Spectrometer



More on « time-of-flight » :

J. Ollivier et J.-M. Zanotti, Diffusion Inélastique de Neutrons par temps de vol. J. Phys. IV, Société Française de la Neutronique, 10, 379

Electronics outside of the ToF chamber



240*2 vacuum feed through (minimize leaks)



Efficient Pumping System: 2 primary pumps and a root

ILL Vacuum Team:

- E. Lampasona
- A. Girault
- G. Bonnet
- E. Courraud



Vacuum gauge

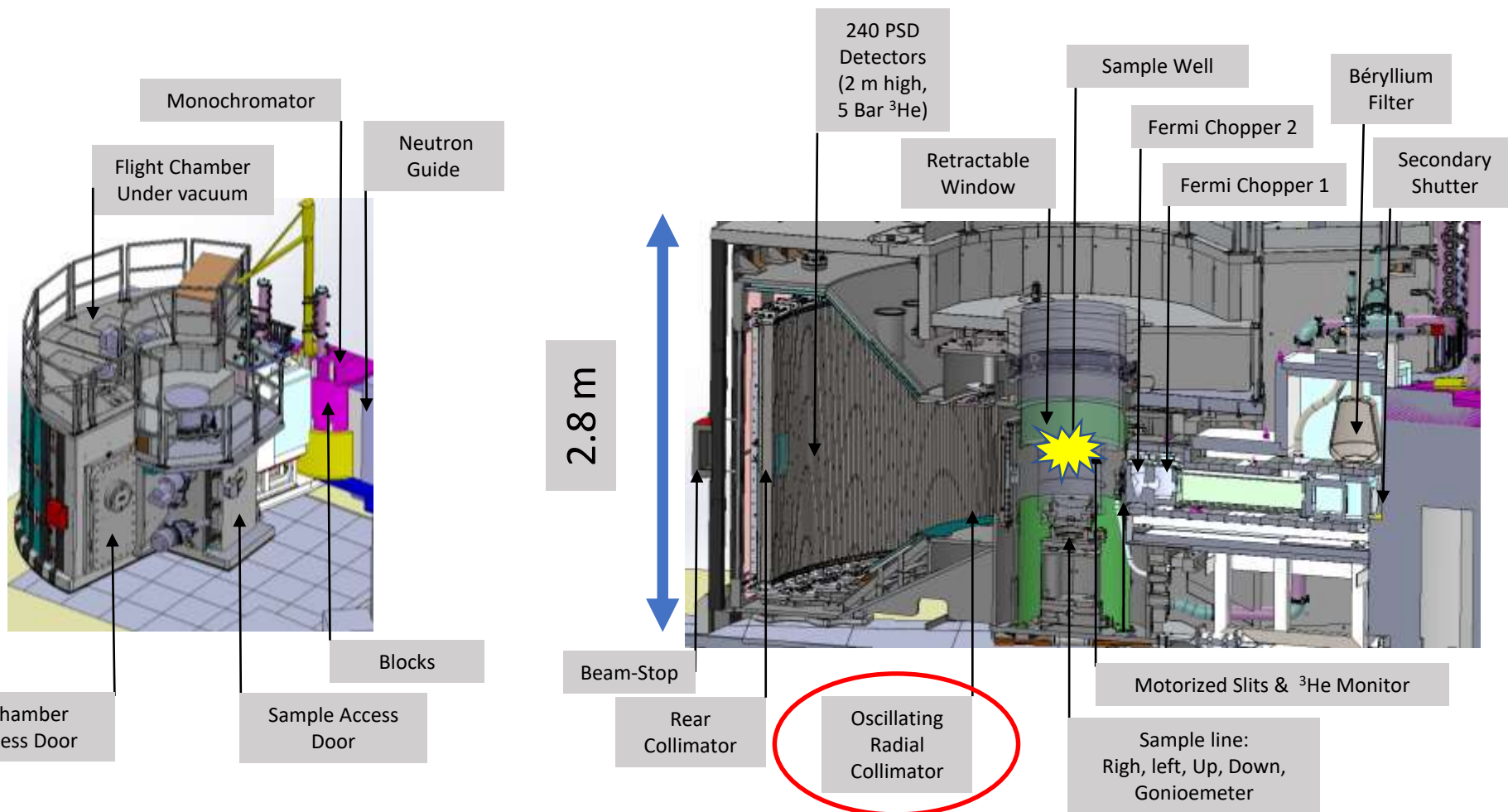
ToFFChamber+ Sample environment



ILL funding

Sharp:

A state of the art ToF Spectrometer

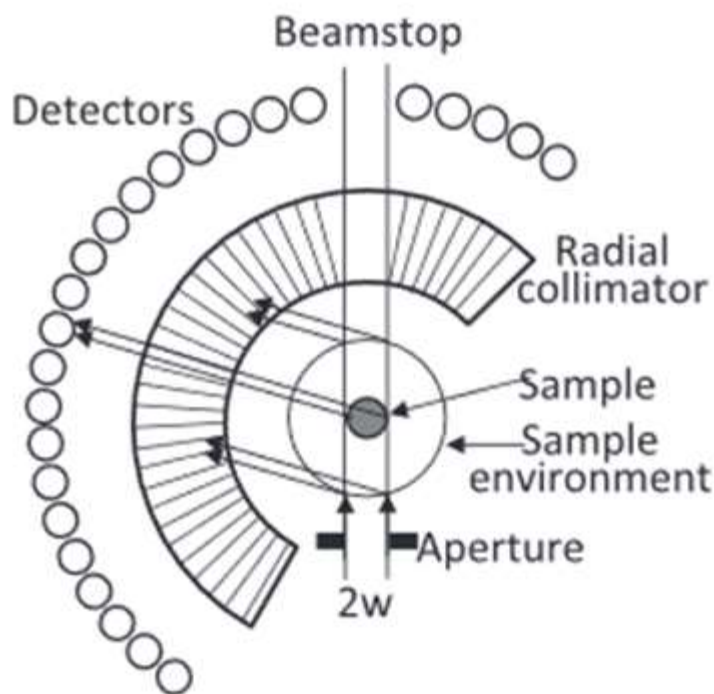


More on « time-of-flight » :

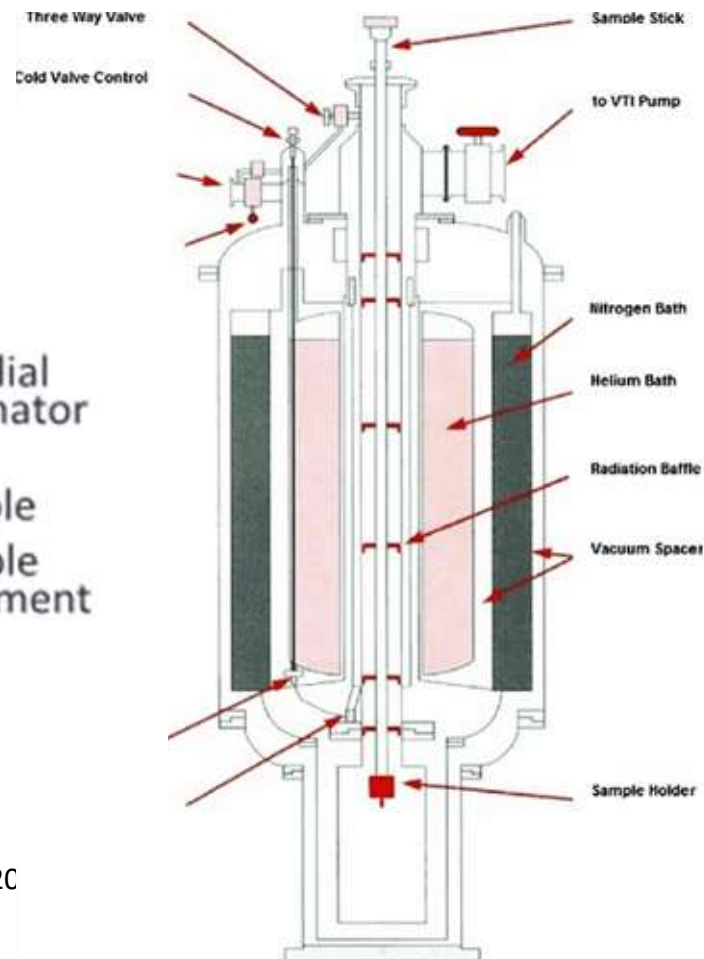
J. Ollivier et J.-M. Zanotti, Diffusion Inélastique de Neutrons par temps de vol. J. Phys. IV, Société Française de la Neutronique, 10, 379



SHARP Stretched Mylar + Gd_2O_3



Stone & *al.*, Rev. Sci. Instrum. 85, 085101 (2014)



Take-Home message:

A radial collimator defines an "Exclusion" zone around the sample so that the neutron scattered away from the sample are absorbed

Key Brand New Equipment: Radial Collimator


LLB design & slits Provider and mounting : Euro-collimators



As seen from the detectors position

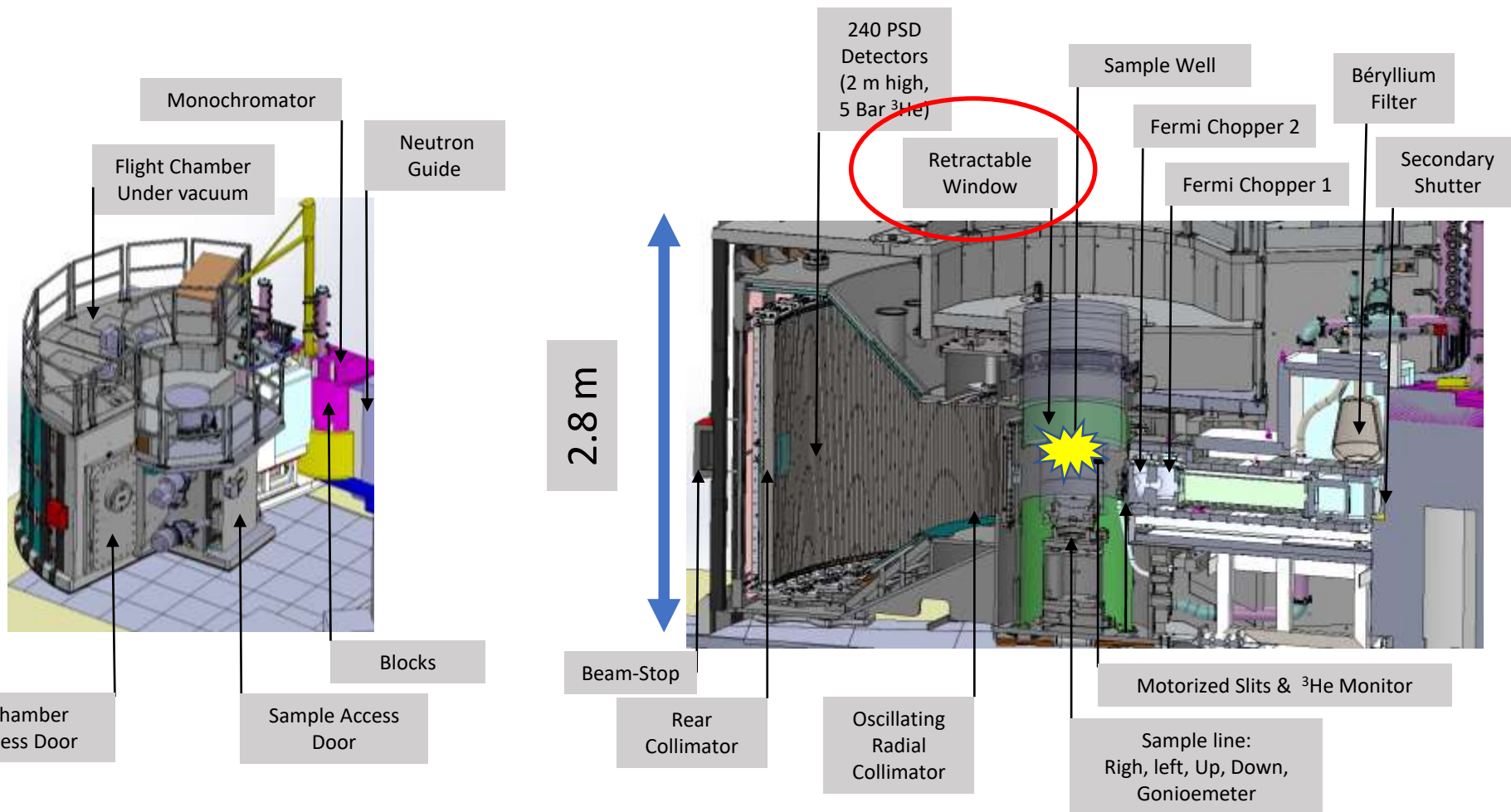


90°



0°

Sharp: A state of the art ToF Spectrometer



More on « time-of-flight » :

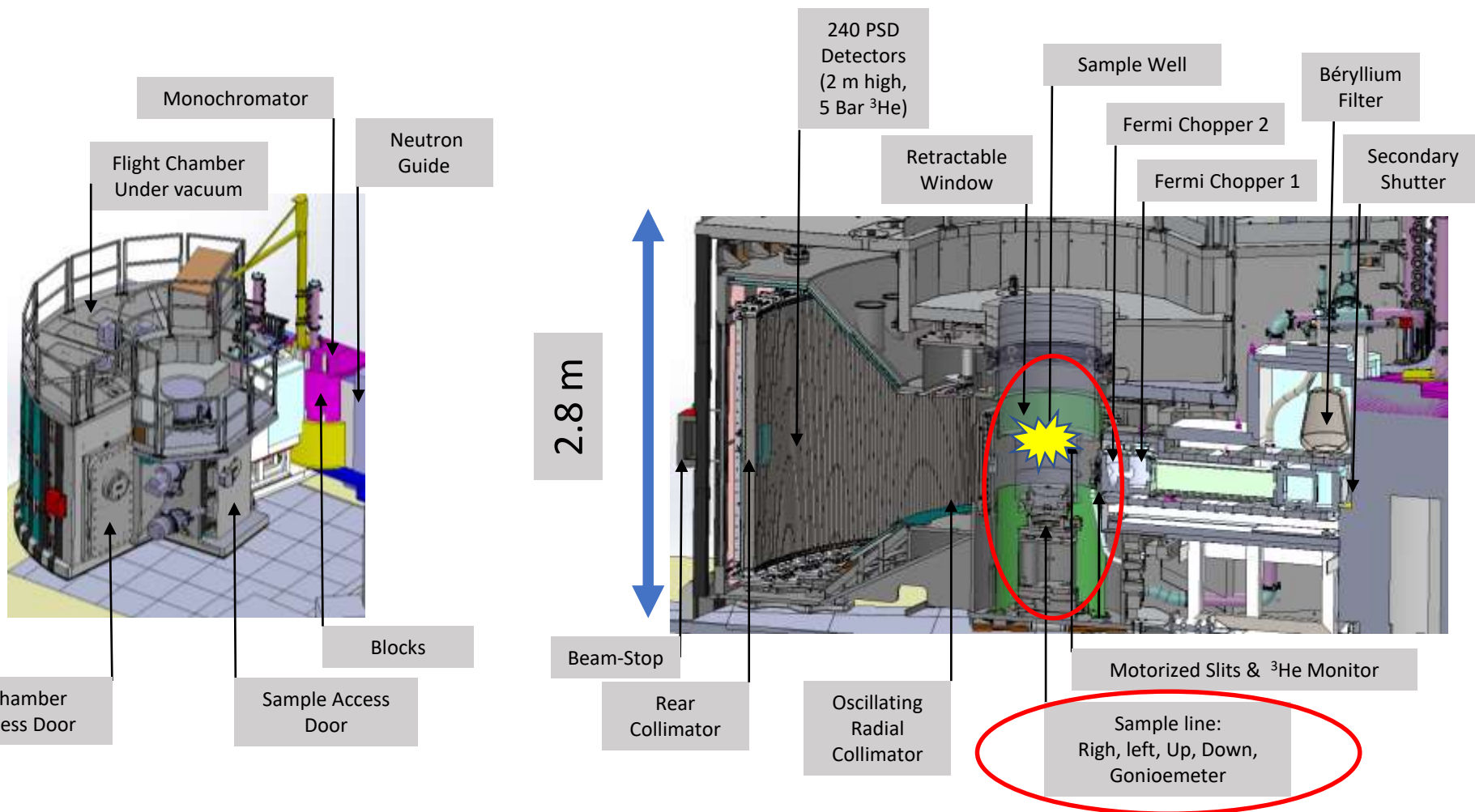
J. Ollivier et J.-M. Zanotti, Diffusion Inélastique de Neutrons par temps de vol. J. Phys. IV, Société Française de la Neutronique, 10, 379

Detector chamber under vacuum but Sample environment under controlled atmosphere: Retractable Window



Sharp:

A state of the art ToF Spectrometer



More on « time-of-flight » :

J. Ollivier et J.-M. Zanotti, Diffusion Inélastique de Neutrons par temps de vol. J. Phys. IV, Société Française de la Neutronique, 10, 379

Levitation of supercooled liquids:

Avoid heterogeneous nucleation in sample holder.

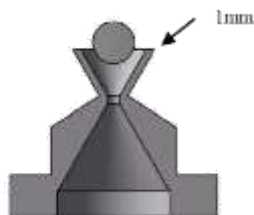
Levitation of a sample in the beam with a air flow.

Needs : - Sample heated by a laser (metal, Glasses)

Laser: higher Temp. than Furnaces.


- Sample in controlled atmosphere /air.

4mm samples



Al nozzle

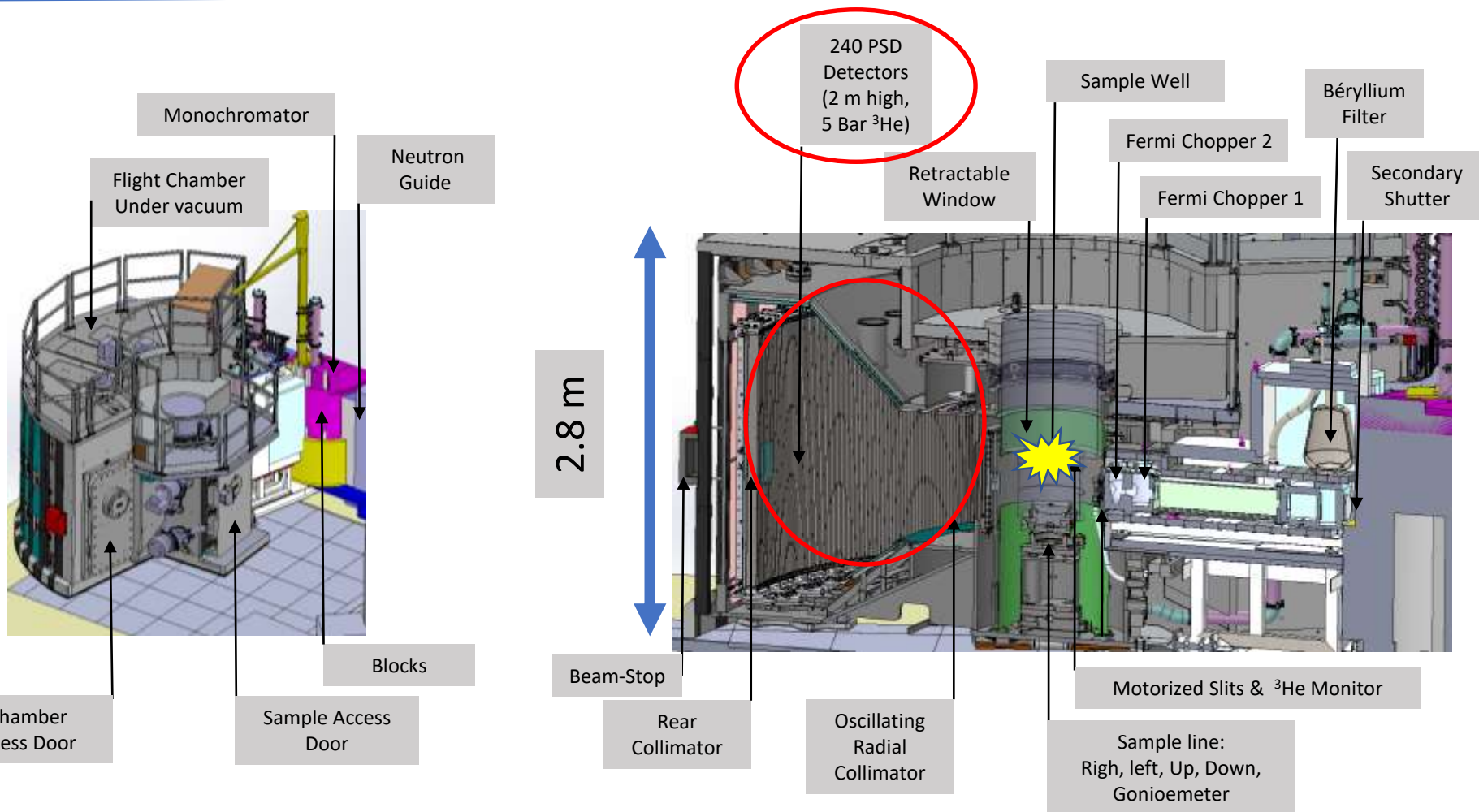
J.Kozaily, L.Hennet, H.E.Fischer, M.Koza, S.Brassamin, S.Magazu, F.Kargl, *Levitation apparatus for Time-Of-Flight inelastic neutron scattering investigations on high-temperature liquids*, Phys. Stat. Solidi C, 8 3155-3158 (2011)



Upcoming:

Right, left
Up, Down
Gonioemeter


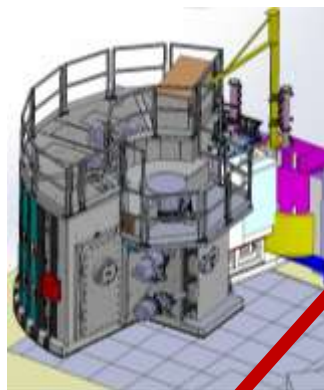
Sharp : A state of the art ToF Spectrometer



More on « time-of-flight » :

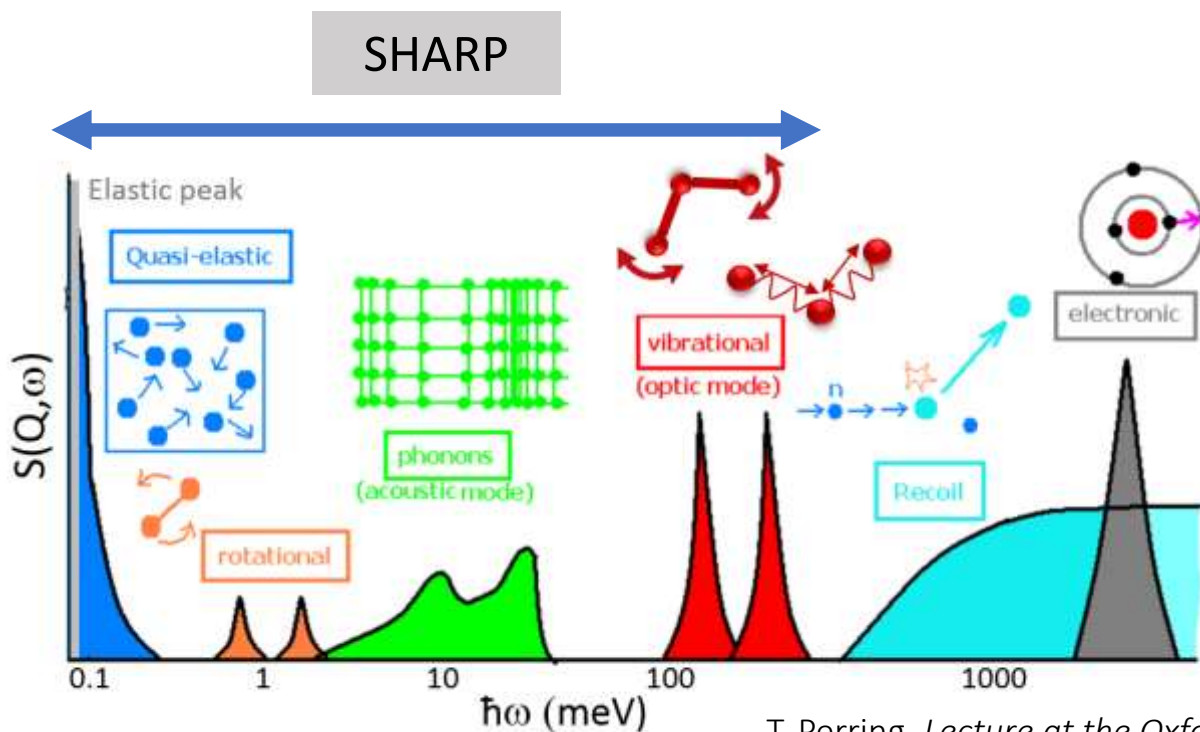
J. Ollivier et J.-M. Zanotti, Diffusion Inélastique de Neutrons par temps de vol. J. Phys. IV, Société Française de la Neutronique, 10, 379

240 Position Sensitive Detectors (5 bars ^3He , 2 m) 4-144° and Rear Collimator (No cross talks)



Study of dynamics and relaxation properties in condensed matter:

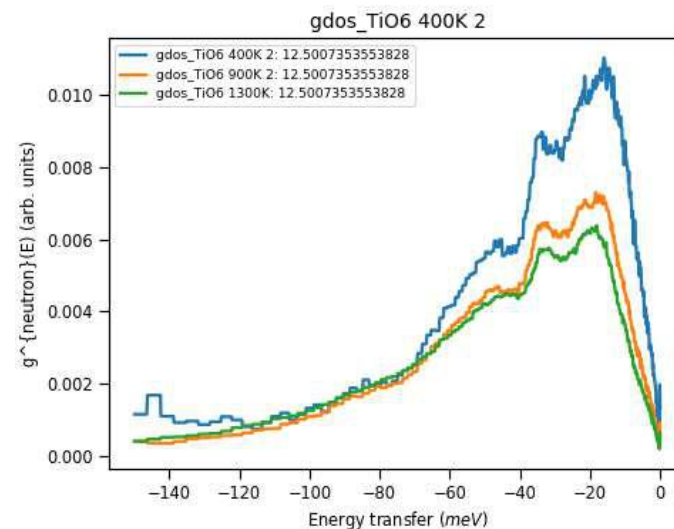
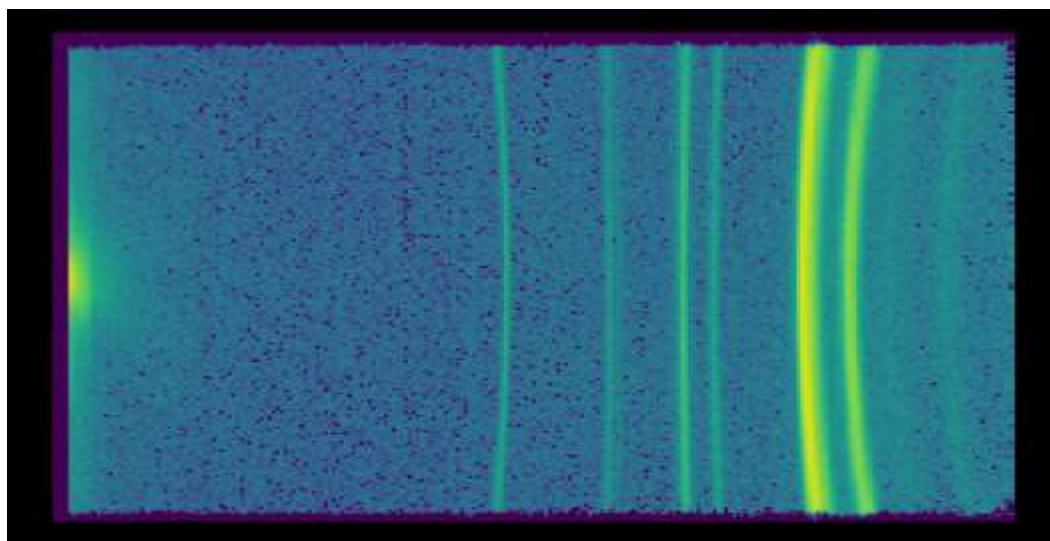
- Dynamics of soft condensed matter such as polymers, proteins, biological membranes and gels
- Local and long range diffusion of liquids, solutions and confined systems
- Vibrational density of states of crystalline and amorphous solids
- Properties of quantum liquids, Fermi and non-Fermi systems
- Phase transitions and quantum critical phenomena in polycrystals and single crystals
- Spin dynamics in high- T_c superconductors
- Properties of crystal field splitting



Mark SENN & Dashnor BEQIRI
UNIVERSITY OF WARWICK
Dept. of Chemistry
Material Science / Remote Experiment

Scientific Issue:

- Perovskites showing Negative Thermal Expansion (NTE) that seem related to soft modes.
- How soft mode phase transitions can be controlled in order to enhance functional properties?
- Temperature dependence of soft modes 300 K- 1300 K



Upcoming later today: a second sample with different composition/structure.

Université Paris Saclay / LLB CEA-Saclay
McMaster University, Ontario (Canada)
IN6-SHARP team

S. Bhattacharya, S. Petit and E. Kermarrec
S. Huang, Z. Conkwright and B. D. Gaulin
Q. Berrod and J.-M. Zanotti

McMaster
University



ILL
NEUTRONS FOR SCIENCE



université
PARIS-SACLAY

SHARP: September 13-16

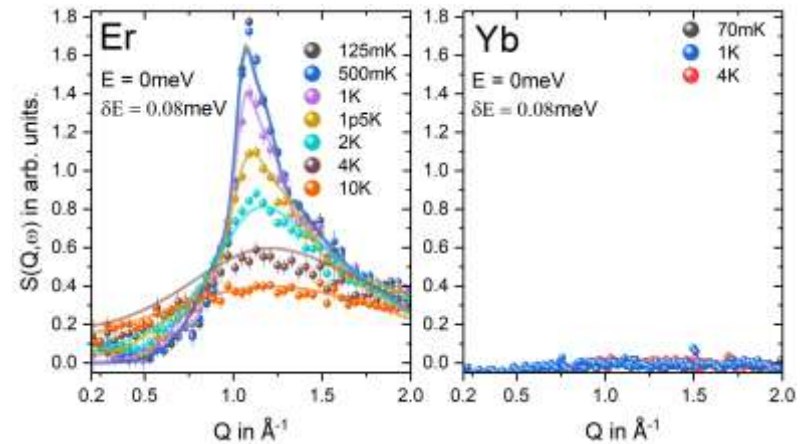
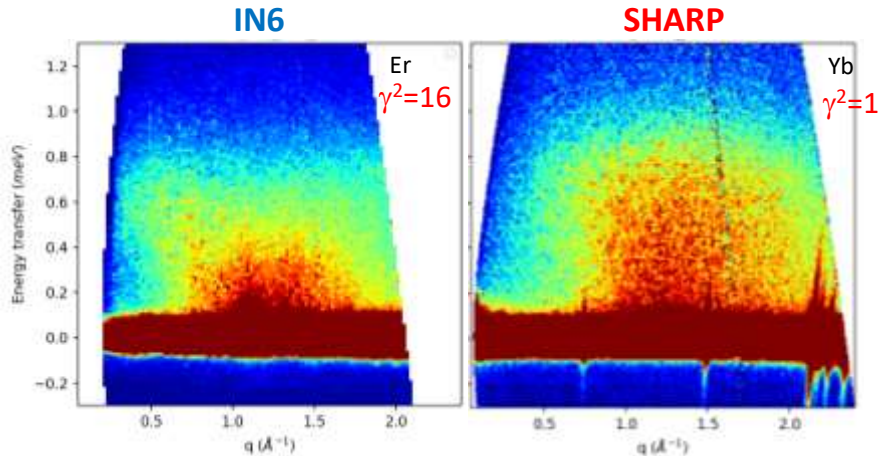
Investigation of exotic magnetic quantum states:

New rare-earth-based triangular antiferromagnetic compounds: Quantum Spin Liquid (QSL).

The SHARP: **low-energy inelastic, quasi-elastic and elastic contributions** in low exchange interactions.

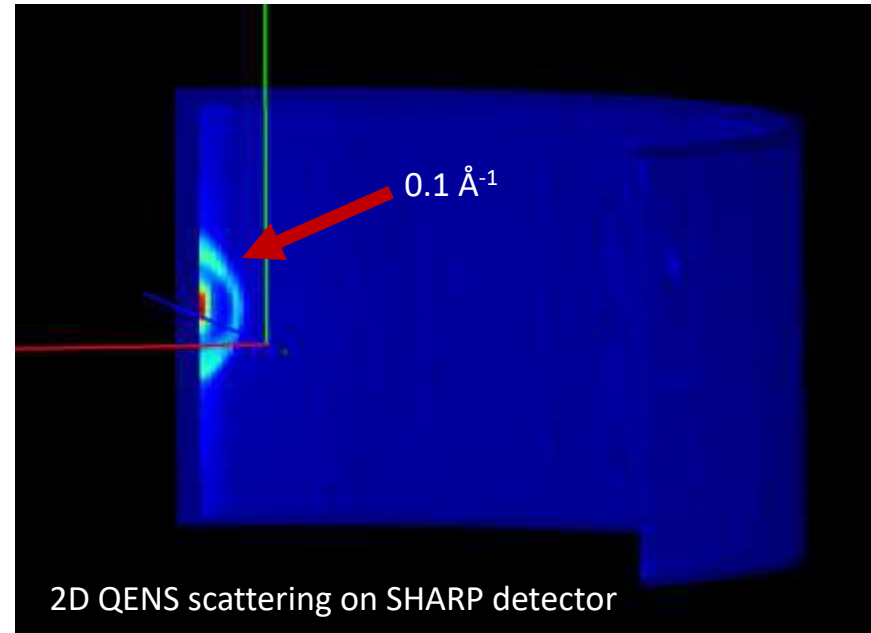
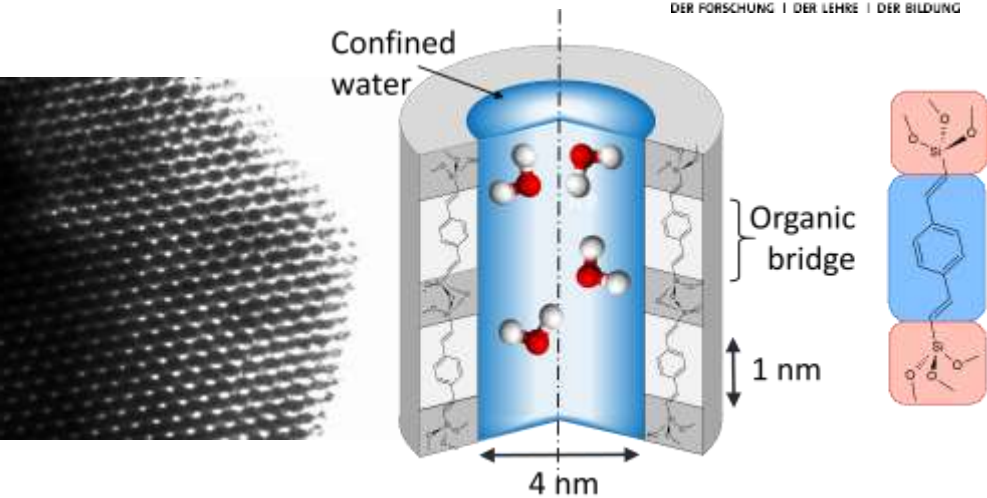
2D anisotropic
magnetic ordering

No order but
Fluctuations:
"Real liquid"

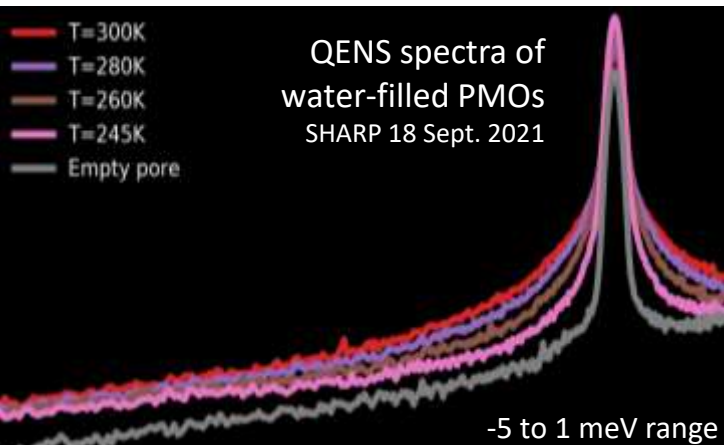


IN6-SHARP recent experiment shows the influence of the rare-earth anisotropy when substituting Yb^{3+} by Er^{3+} in the RMgGaO_4 family: the appearance of a striped-ordered phase in ErMgGaO_4 strongly contrasts with the purely dynamical QSL behavior of YbMgGaO_4 !

D. Morineau P. Huber et al.
SHARP: September 16-20



D. Morineau *et al.*



Objective: Induce a spatial modulation of the pore surface chemistry via the periodically ordered organic bridges of mesoporous organosilicas.

Issue : Relate interfacial water dynamics to local surface interaction.
e.g. - Hydrophilic / Hydrophobic
- Charged / Neutral



- French-Swedish (CEA - CNRS - Swedish Research Council) agreement for design, construction of neutron spectrometer. Protocol initiated within the framework of the European Spallation Source.



- Conception
- Design
- Building de of the instrument



- Vacuum System of the ToF Chamber
- Detectors Electronics
- Nuclear related Regulations and Safety



- Funding for sample « lift »

The Actors: professionalism, expertise and involvement



Nicolas Pautrieux



Pablo Abad



Sylvain Rodrigues



Frédéric Legendre



Benoît Homatter



Thomas Robillard



Pascal Lavie



Quentin Berrod



JMarc Zanotti



Pascal Lachaume



Franck Cécillon



Christophe Monon



Franck Rey



Emmanuel Courraud



Martin Platz



But also:

- **Bureau d'étude :** L. Didier
P. Permingeat
B. Giroud
- **Hall :** B. Jarry
- **Aménagement :** P. Coggo
- **Mécanique / Usinage :** J. Beaucourt
F. Lapeyre
O. Tessier
- **Détecteurs :** J.-C. Buffet, B. Guéard,
J. Marchal, F. Pinet,
J. Pentenero, S. Cuccaro
- **SCI :** J.-M. Delpierre,
J. Blanc-Pacques,
S. Sallaz-Damaz
- **Vide :** E. Iampasona,
A. Girault
- **Automatismes :** C. Mounier,
B. Sornin
- **Electronique & DAS :** P. Mutti
Y. Le Goc
- **Monochromateur :** P. Courtois
- **Sécurité :** I. Perbet, G. Bonnet
- **Radio-Protection :** F. Rencurel
S. Grimaud
P. Cochet
- **Administratifs :** A. Verdier, S. Mème,
O. Sineau, E. Colas,
P. Combrisson
- **Service Commercial CEA :** A. Rozier,
C. Berthon
- **Planning :** M. Plassard
- **Groupes Spectroscopie :** B. Farago, S. Petit
- **CEA/DRF & IRAMIS :** H. Desvaux, F. Daviaud,
M. Faury, V. Berger
- **CNRS INP & DAS :** E. Lacaze, E. Solal, S. Ravy
- **Management :** E. Eliot, G. Chaboussant,
A. Menelle, C. Alba-Simionesco,
A. Brulet, H. Schober, M. Johnson,
J. Estrade, J. Jestin



From SHARP to SHARP⁺

Future LLB CRG A Instrument

G. Manzin¹ --> S. Roux (Project Engineer)
G. Pastrello¹ (Mechanical Design Responsible)
M. Koza¹ (ILL Scientific Advisor)
J.-M. Zanotti² (Scientific Responsible)

¹ Institut Laue Langevin , Saclay, France

² Laboratoire Léon Brillouin , Saclay, France



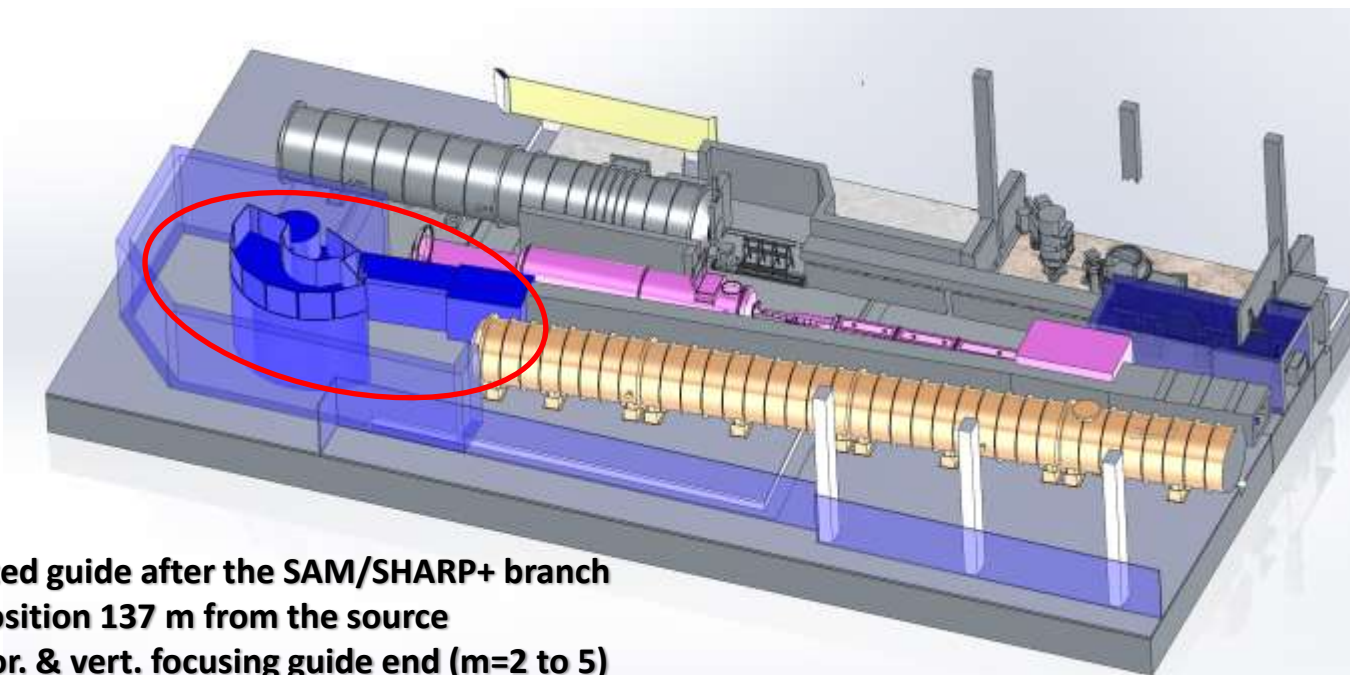
The future of SHARP: SHARP+

Counting rate *15 compared to IN6

Focusing Monochromators (20*30 cm ²)	/	Wavelength	/	Energy Resolution
HOPG	/	2.0 - 6.3 Å	/	1.20 meV – 0.070 meV
Fluorinated Mica (project)	/	6.0 - 12 Å	/	0.12 meV – 0.025 meV

An “Hybrid” Spectrometer with a 4.5 m retractable guide nose

- 1- Nose OUT : “IN6 like” (Time-Focusing Mode) --> Improved energy resolution on a narrow desired energy range.
- 2- Nose IN : “IN5 like” (Monochromatic Mode) --> constant energy resolution on extended energy transfer range.



- * A 60 m dedicated guide after the SAM/SHARP+ branch
- * A guide-end position 137 m from the source
- * Elliptic 14 m hor. & vert. focusing guide end (m=2 to 5)
- * No Be Filter but instead 3 anti-harmonics 200 Hz disk choppers cascade
- * Brand new 400 Hz Fermi Chopper

The path to SHARP+ a world leading inelastic ToF instrument: 15 time (McStas) the IN6 counting rate

IN6



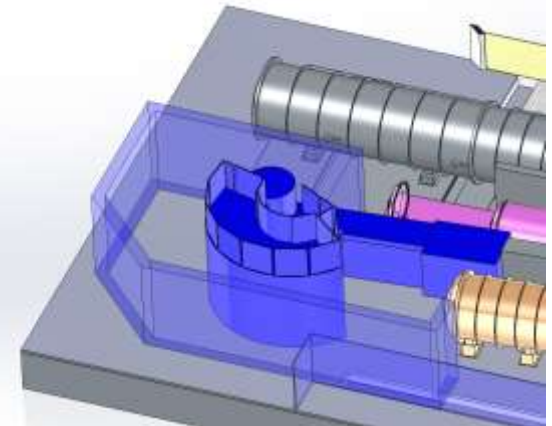
A Glorious and Successful Origin

SHARP



**A key mutation :
a brand new state of the art
secondary instrument**

SHARP+



**A Bright Future.
Full complementarity and integration
into the ILL
ToF instruments suite:
IN5 and Panther.**

Be patient up to April 2024 !